

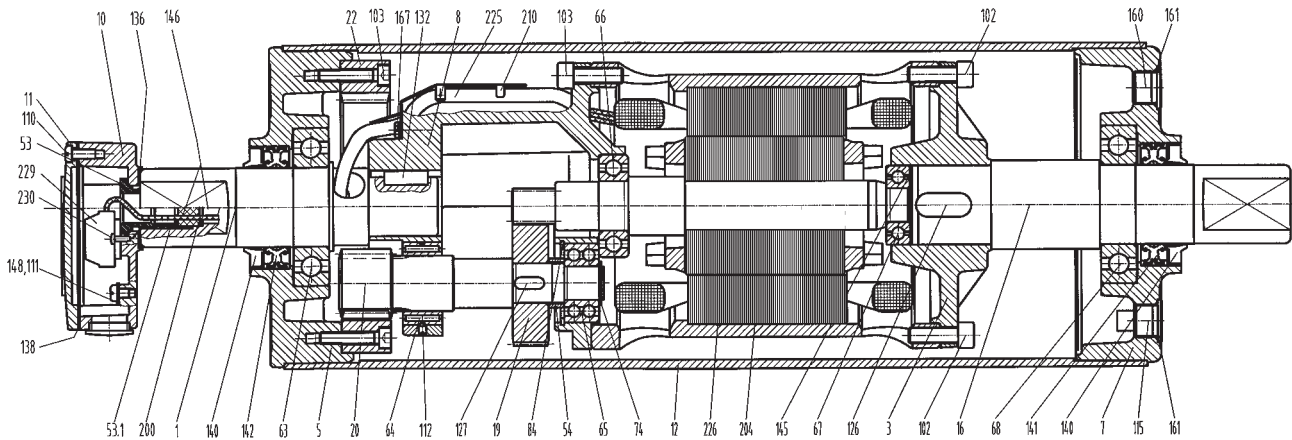


Motorized Pulley 165E, Ø 6.49 in. (165 mm)

Spare parts list and sectional drawings

Pos.	Description	Pos.	Description	Pos.	Description
1	Front shaft	53	Cable seal nipple (cable option)	102	Screw
3	Rear flange	53.1	Nipple (terminal box)	103	Screw
5	Bearing housing complete with geared rim	55	Spacer bushing	110	Screw
7	Bearing housing complete	56	Spacer bushing	111	Screw
8	Gearbox	63	Ball bearing	112	Socket set screw
10	Terminal box – bottom part	64	Needle bearing	113	Screw
11	Terminal box cover	65-70	Ball bearing	114	Socket set screw
12	Shell	71	Inner race	115	Oil plug with magnet
16	Rear shaft	73	Locking ring	126	Key
19	Input wheel	74	Locking ring	127	Key
20	Output pinion	74	Locking ring	131	Key
22	Geared rim	81	Locking ring	132	Key
23	Intermediate pinion shaft	84	Locking ring	136	O-ring/Rubber seal
24	Intermediate wheel	85	Locking ring	138	Rubber seal
31	Labyrinth seal cover	86	Locking ring		
		93	Elbow or straight connector		

2-stage gearbox

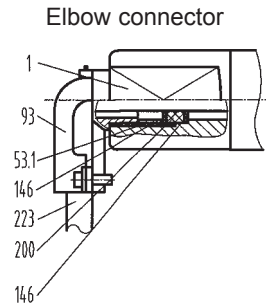
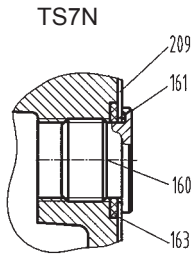




Motorized Pulley 165E, Ø 6.49 in. (165 mm)

Spare parts list and sectional drawings

Pos.	Description	Pos.	Description	Pos.	Description
139	Grease nipple	156	Rectifier (not shown)		end
140	Deflection seal	160	Oil plug	209	Stainless steel cover – oil plug end
141	Double lip seal	161	O-ring	210	Fixing guard
142	Double lip seal	163	O-ring	223	Cable
143	O-ring	167	Screw	226	Stator complete
145	Distance washer	200	Rubber seal	240	Distance ring
146	Washer	204	Rotor complete with pinion		
148	Washer	206	Insulated sleeve for wire protection		
150	Electromagnetic brake	208	Stainless steel cover – gear		
150.1	Friction disc				



TS7N with cable connection

3-stage gearbox

Electromagnetic brake

